

CLASS OF 2025 PROFILE

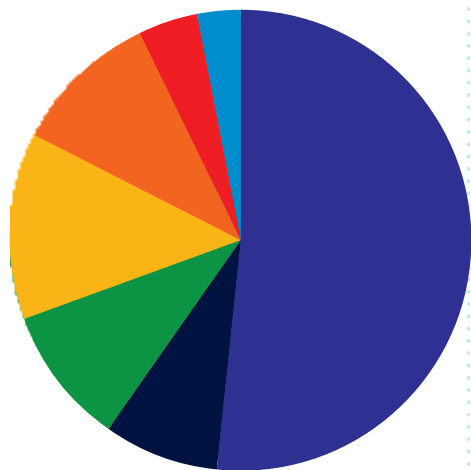
236 Enrolled students
63% Female students

LSAT range
 (25th%, median, 75th%)

161 168 169

GPA range
 (25th%, median, 75th%)

3.43 3.80 3.90



Ethnicity

- Caucasian/white, 52%
- Non-US citizen, 9%
- Hispanic/Latino, 10%
- Asian, 13%
- Black/African American, 10%
- Unknown, 4%
- Multiracial, 3%

Top undergraduate schools

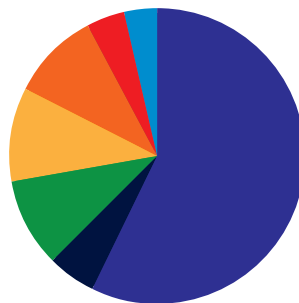
University of Georgia	14
University of Florida	9
Emory University	8
Florida State University	7
Georgia State University	6
University of South Carolina	6

data as of 10.09.22

STUDENT BODY PROFILE

792 Enrolled students

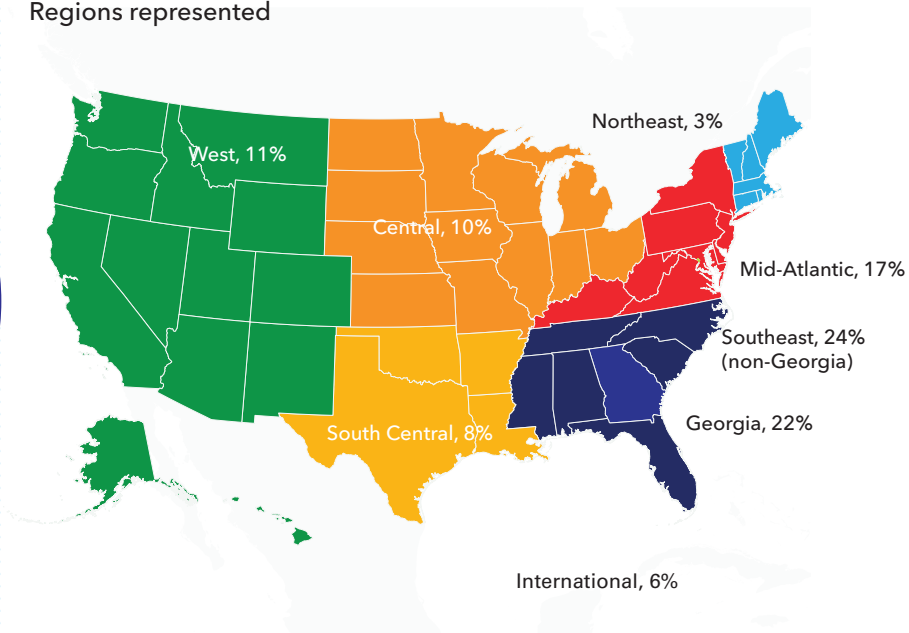
59% Female students



Ethnicity

- Caucasian/white, 57%
- Non-US citizen, 5%
- Hispanic/Latino, 10%
- Asian, 10%
- Black/African American, 10%
- Unknown, 4%
- Multiracial, 3%

Regions represented



FACULTY


70 Full-time faculty

7:1 Student to faculty ratio

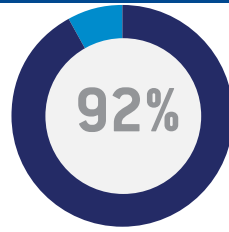
Female: 39%
 Minority: 22%
 Adjunct faculty: 189

Life on Campus

Emory Law has over 60 student organizations, including practice-oriented societies, cultural and religious organizations, and groups focused on advocacy. Students have the opportunity for membership in Moot Court Society, Mock Trial Society, *Emory Law Journal*, *Emory Bankruptcy Developments Journal*, *Emory International Law Review*, *Emory Corporate Governance and Accountability Review*, and *Journal of Law and Religion* through a competitive process.

280 
TOTAL GRADUATES, CLASS OF 2021

Employment status reported: 280



CLASS OF 2021 GRADUATES EMPLOYED

(258 of 280 who reported their status, as reported to the ABA)

258
TOTAL NUMBER OF EMPLOYED GRADS

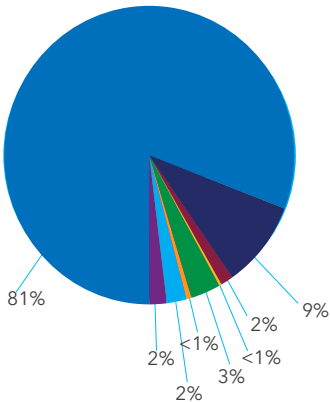
(24 states/territories plus DC as shown in dark blue, below.)

CLASS OF 2021 EMPLOYMENT STATUS PROFILE, AS REPORTED TO THE AMERICAN BAR ASSOCIATION (ABA)

- Full-time, bar passage required* 227
- Full-time, JD advantage* 26
- Part-time, bar passage required 0
- Part-time, JD advantage 4
- Professional position 1
- Other position 0
- Pursuing advanced degree 9
- Start-date deferred 2
- Seeking employment 6
- Not seeking employment 5

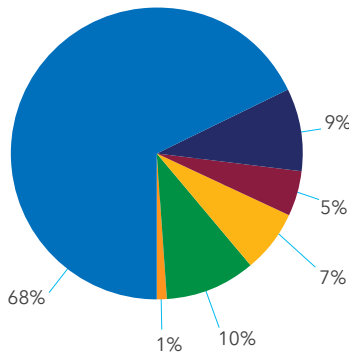
Total number of graduates 280

*2 of these graduates were participating in the Emory Law "Bridge-to-Practice" Fellowship Program.

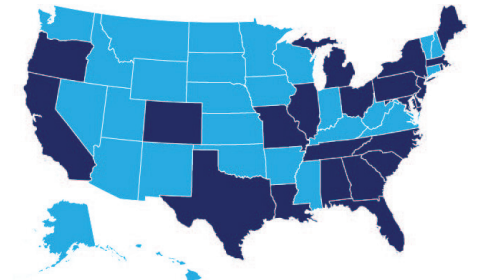


CLASS OF 2021 EMPLOYMENT BY TYPE, AS REPORTED TO THE ABA

- Law Firm 176
- Government 24
- Business or Industry 13
- Public Interest 18
- Judicial Clerkships 25
- Education 2
- Total employed 258**

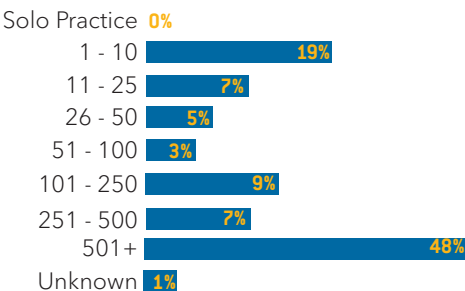


CLASS OF 2021 EMPLOYMENT BY LOCATION, AS REPORTED TO THE ABA



Alabama	4	Missouri	3
California	10	New Jersey	3
Colorado	2	New York	35
Delaware	3	North Carolina	9
District of Columbia	12	Ohio	2
Florida	15	Oregon	1
Georgia	110	Pennsylvania	2
Illinois	7	Rhode Island	1
Louisiana	3	South Carolina	2
Maine	1	Tennessee	2
Maryland	2	Texas	13
Massachusetts	1	US Territory (Guam)	1
Michigan	1	Non-US	13

THE 176 GRADUATES IN PRIVATE PRACTICE REPORTED EMPLOYMENT IN FIRMS OF THE FOLLOWING SIZES TO THE ABA:



CLASS OF 2021 MEDIAN SALARY INFORMATION, AS REPORTED TO THE NATIONAL ASSOCIATION FOR LAW PLACEMENT (NALP)

Of the 258 graduates employed, 167 (or 65%) reported salary information.

*NALP: A minimum of five salaries is required for each salary analysis.

